



Remote Teaching Updates & Resources

1 message

Betsy Barre <barreea@wfu.edu>
Reply-To: Betsy Barre <barreea@wfu.edu>
To:

Thu, Mar 26, 2020 at 7:00 AM



Communicating with Canvas: A Few Simple Tools

By Laura Brewer on Mar 25, 2020 04:00 pm



This post is the fourth and final post in a [series](#) on alternatives to video conferencing platforms like Zoom.

We've been covering ways to keep teaching outside the comfort of classroom walls and the confines of synchronous online sessions. We'll be offering some

tips on leveraging Canvas tools to make the remote teaching experience a little easier. This post is all about communication!

Announcements Tool

If you need to reach out to students to notify or remind them of something for your class, the Announcements tool in your Canvas course menu is the answer. Announcements can be text entry messages to your students letting them know you've added or changed something on your site. They can include links to other items in your course site, they can even include videos you've recorded!

You can pre-record video messages and attach them to an announcement, or you can simply record a video in the Announcements tool. To record a video in Announcements, just create a new Announcement and select the "Record/Upload Video" icon in the toolbar.

Home

Announcements

Syllabus

Modules

Grades

People

Cisco Webex

Zoom

Files

Assignments

Pages

Quizzes

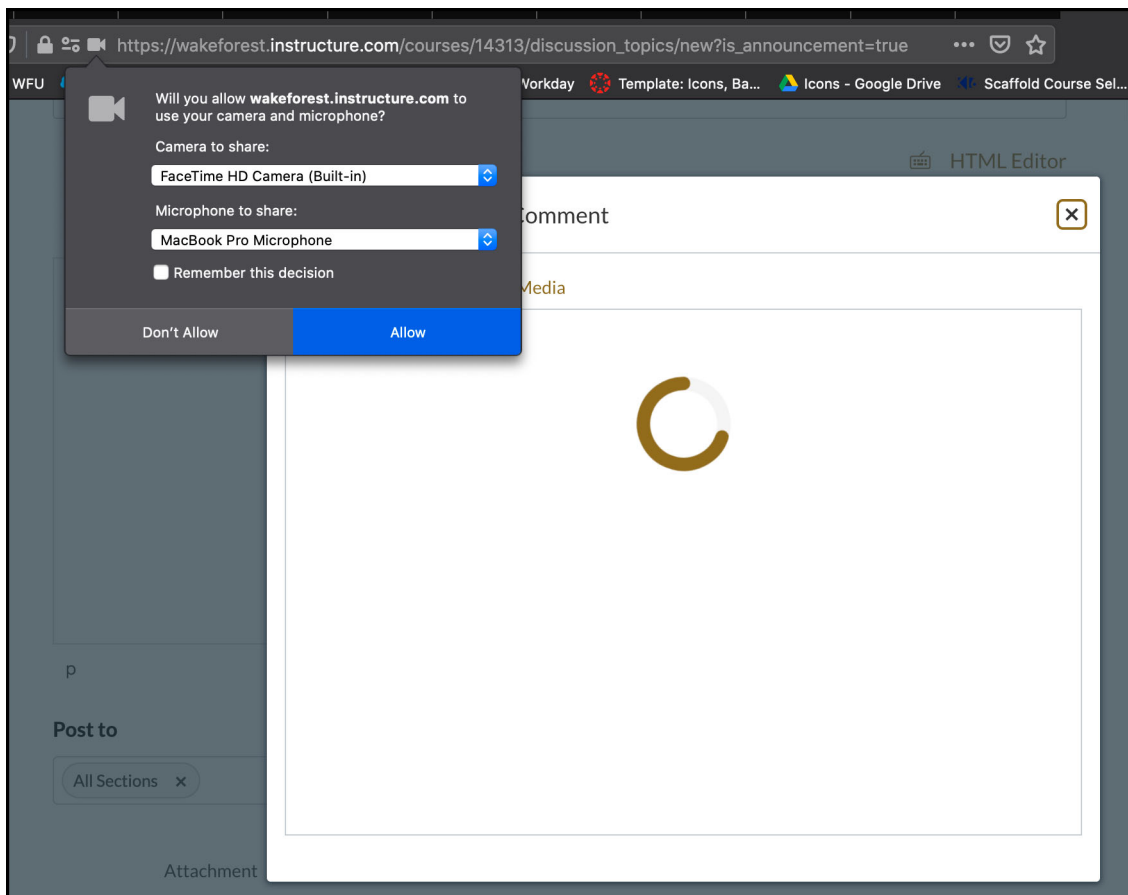
Discussions

Topic Title

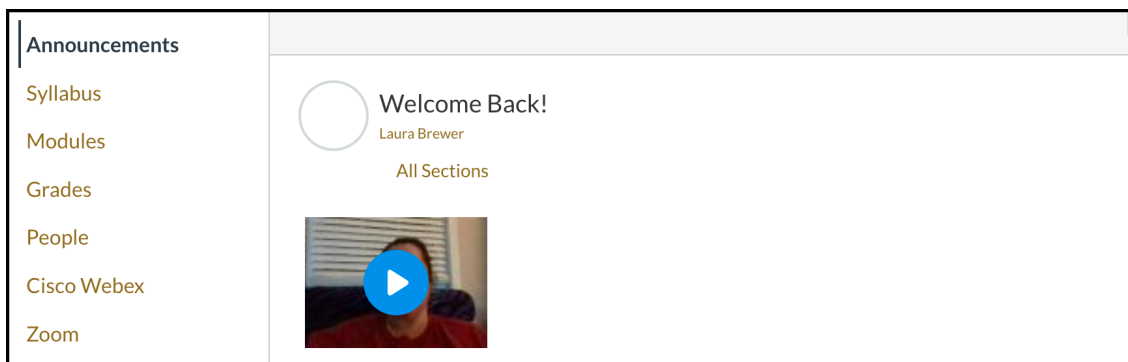
HTML Editor

Record/Upload Media

0 words



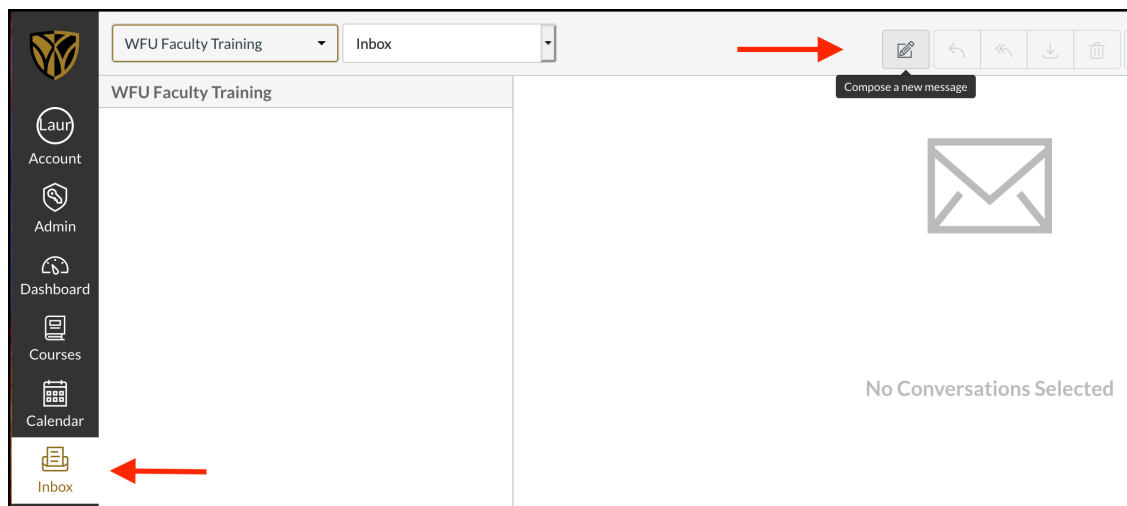
Allow access to your camera and microphone and record away! It's a quick and easy way to give your students a more personal message delivery.



Inbox Tool

The Inbox tool in the main Canvas menu allows you to email students directly

from Canvas.



It's synced with our WFU email accounts, so any messages coming from Canvas also appears in Gmail. If a student emails you from Canvas, you can reply directly from Gmail, you don't even have to be in Canvas! And again, you can attach files, or record video clips in a message.

Compose Message ✕

Course WFU Faculty Training ▾

To 👤

Subject

Send an individual message to each recipient

📎 📺 ← Cancel Send

Important Note: Be cognizant of file size when recording audio and video in Canvas. It's a great alternative to text, but videos can eat up a lot of space. Canvas site and user storage space is limited, so just keep that in mind.

Subscribe

Receive CAT remote teaching updates in your inbox.

WFU Email Address

The post [Communicating with Canvas: A Few Simple Tools](#) appeared first on

[Center for the Advancement of Teaching.](#)

[Read in browser »](#)

Recent Articles:

[Let's Talk about Grades](#)

[Going Remote: Planning, Challenges, and More](#)

[It's Probably Possible: Teach an Entire Class in a Single Google Doc](#)

[Inclusion. Learning-Centered Empathy. Self-Care.](#)

[Adapting Labs and Studios for Remote Learning](#)

This email was sent to zanisht@wfu.edu

[why did I get this?](#) [unsubscribe from this list](#) [update subscription preferences](#)

Wake Forest University · [1834 Wake Forest Rd](#) · Zsr Library 6th Floor · Winston Salem, NC 27109-6000 · USA

